

E-PWD Raigad: Web-Based E-Governance Platform for Digital Infrastructure and Rest House Management

Prof Tushar D. Kolhe¹, Rohit A. Mane², Divya P. Maral³

¹Head of Department, Guide, Department of Computer Engineering, Navsahyadri Education Society's Group Of Institutions, Naigaon, Pune, Maharashtra, India

^{2,3}Student, Author, Department of Computer Engineering, Navsahyadri Education Society's Group Of Institutions, Naigaon, Pune, Maharashtra, India

ABSTRACT

The E-PWD Raigad project presents a comprehensive web-based digital platform designed for the Public Works Department (PWD) Raigad District. The system replaces manual processes with an integrated solution for event management, project tracking, and rest house booking. Built on a three-tier architecture using a responsive frontend, PHP backend, and MySQL database, the platform enhances transparency, operational efficiency, and citizen accessibility. The system supports secure role-based access, real-time updates, and scalable deployment, contributing to digital governance and supporting the Digital India initiative.

Keywords: E-Governance, Web Application, Rest House Management, MVC Architecture, Digital Transformation, Project Tracking.

INTRODUCTION

The Public Works Department (PWD) Raigad plays a critical role in district-level infrastructure development, maintenance, and facility management. However, the department operates with outdated manual processes burdened by paper-based record keeping, fragmented communication channels, and severely limited public accessibility.

Current operational challenges include: (1) project tracking delays preventing real-time progress monitoring, (2) inefficient rest house booking mechanisms resulting in double-booking conflicts and underutilization, (3) fragmented event notification systems distributed across multiple disconnected channels, (4) limited citizen access to departmental information reducing transparency and engagement. These manual processes generate substantial redundant paperwork, introduce systematic human errors affecting project records, prevent comprehensive real-time monitoring critical for public safety, and create barriers to government-citizen communication. The absence of centralized digital infrastructure makes implementation of modern security controls difficult and prevents provision of mobile-accessible services essential in contemporary government service delivery.

E-PWD Raigad addresses these challenges through a comprehensive web-based platform integrating event management, project tracking, and rest house booking modules. The system employs proven software architecture patterns including three-tier design, MVC architectural pattern, and database normalization to achieve scalability, maintainability, and performance.

This research contributes to government digital transformation through: (1) comprehensive architectural design for infrastructure department operations; (2) detailed implementation guidance using contemporary web technologies; (3) systematic testing methodology validating functional correctness; (4) performance benchmarking establishing capacity and reliability; (5) security architecture ensuring OWASP compliance; (6) alignment analysis with Digital India initiative objectives. The platform provides replicable model for similar government department digital transformation across India.

PROJECT GOALS, OBJECTIVES AND SCOPE

2.1 Goals and Objectives

The E-PWD Raigad project establishes multiple strategic objectives for departmental digital transformation.

Primary goals include: (1) Digitize PWD Raigad operations consolidating event management, project tracking, and facility management into unified platform; (2) Implement centralized data repository eliminating scattered manual records and ensuring single-source-of-truth; (3) Establish secure access through role-based authentication and authorization; (4) Enhance transparency enabling citizen and stakeholder visibility into departmental operations; (5) Design scalable architecture supporting future AI, IoT, and cloud integration. Specific objectives include: (a) implement responsive web portal accessible on desktop and mobile devices; (b) automate workflows including event notifications, project tracking, and facility bookings; (c) provide real-time dashboards for officials and citizens; (d) ensure data integrity, confidentiality, and security through encryption and role-based controls; (e) facilitate multilingual support (Marathi, English) for broader accessibility.

2.2 Scope and Major Constraints

The project scope encompasses: (1) Web-based access via responsive user interface for desktop and mobile; (2) Event Management Module enabling announcement creation, scheduling, and real-time notifications; (3) Project Tracking Module managing infrastructure project lifecycle with budget allocation, timeline tracking, and progress monitoring; (4) Rest House Management Module handling facility inventory, online booking with automated conflict detection, and utilization reporting; (5) Admin and Role-Based Dashboard providing different views for administrators, PWD engineers, and citizens; (6) Centralized MySQL database with 3NF normalization ensuring data consistency and query optimization; (7) Security implementation including RBAC, encrypted credentials, HTTPS/SSL connections, and OWASP compliance. Major constraints include: technical dependency on PHP and MySQL versions compatible with existing infrastructure, limited hosting environment initially using local WAMP/XAMPP servers, limited availability of real-time PWD data, user training requirements for staff accustomed to manual processes, and resource constraints from institute-provided hardware and software.

LITERATURE REVIEW

This section reviews prior work on e-governance platforms, web architecture, and database design relevant to the E-PWD Raigad system.

3.1. National Policy and Digital Context

The Digital India guidelines define clear goals for digital services, infrastructure, and citizen access. They guide how government systems should manage public data and ensure accessibility. Our platform aligns with these standards to maintain compliance and interoperability.

3.2 Open Data and Citizen Engagement

Research on open government data shows strong links between data publication and citizen participation. Engagement grows when records are available in machine-readable form.

3.3 Portal Design and Cloud Adoption

Conference work on e-government portals using cloud computing highlights modular design and service scalability. These patterns inform the modular structure of our system and its readiness for cloud deployment.

3.4 Usability and Performance of Portals

Studies evaluating government portals report that accessibility and load speed are key for citizen adoption. We followed similar testing and UI design principles to ensure consistent experience across devices.

3.5 Frameworks for Service Delivery

Earlier frameworks emphasize automation, audit trails, and measurable service levels. E-PWD Raigad incorporates these ideas through structured workflows, booking logs, and performance monitoring.

3.6 Web Technology and Security Practices

Standard PHP/MySQL design methods define secure session handling, indexing, and database optimization. REST API design standards add structure for inter-operability, pagination, and versioning. Architectural studies recommend three-tier patterns for maintainability and testability. Security guidelines from OWASP define protection against injection, XSS.

3.7 Research Gaps and Contributions

Existing work addresses digital frameworks and cloud migration but often isolates each aspect. Few combine event management, project tracking, and facility booking into one secure platform. E-PWD Raigad fills this gap by demonstrating an integrated, field-tested e-governance model aligned with Digital India standards.

METHODOLOGY

4.1 Development Framework

The implementation utilizes PHP 8.x for server-side programming logic with explicit MVC framework implementation separating business logic concerns from presentation. Frontend development employs Bootstrap 5 CSS framework providing pre-built responsive components and grid layouts enabling rapid cross-platform development, HTML5 for semantic mark-up improving accessibility and search engine optimization, CSS3 for advanced styling utilizing flexbox and grid layouts, and JavaScript for client-side interactivity including form validation before server submission, dynamic content updates using AJAX techniques preventing full page reloads, and interactive dashboard visualizations. MySQL 8.x was deployed as relational database management system with Apache web server through XAMPP stack for local development and testing environments providing integrated development environment. Version control was maintained through Git distributed version control with GitHub as remote repository enabling collaborative development, complete version history tracking for accountability, branch management for parallel feature development, and automated deployment capabilities.

4.2 Digital India Initiative Alignment

The web-based e-governance platform directly supports Digital India initiative objectives through multiple mechanisms. Service digitalization pillar benefits through replacement of manual paper-based processes with automated workflows reducing processing time and eliminating human errors. Digital infrastructure pillar benefits through broadband connectivity requirements and technology deployment across districts. The e-governance pillar aligns directly through digital service delivery, online citizen government interaction, and transparent government operations. Digital literacy pillar benefits through user-friendly interfaces supporting diverse education levels and multilingual support. Innovation pillar benefits through adoption of contemporary web technologies, responsive design frameworks, and scalable architecture supporting future enhancements.

The platform contributes to Digital India’s vision of inclusive digital governance making government services accessible to all citizens regardless of geographic location or device type through responsive design and mobile-optimized interfaces.

SYSTEM ARCHITECTURE AND DESIGN

5.1 Three-Tier Architecture

The platform integrates three primary functional modules through standardized RESTful API endpoints and unified authentication mechanisms. Event Management Module enables administrators to create, update, schedule, and publish public announcements, departmental events, and emergency alerts with automated multi-channel notification delivery to dashboard and email. The module maintains comprehensive event metadata including title, description, scheduling details, location, participant tracking, attachment storage, and notification delivery status. Project Tracking Module manages complete infrastructure project lifecycle from planning through completion, maintaining detailed project information including name, location coordinates, budget allocation, timeline with milestone tracking, progress percentage automatically calculated from milestone completion, status classification (active/completed/on-hold), resource allocation, and assigned engineer identification. Real-time progress updates by authorized engineers automatically trigger notifications to administrators and stakeholders. Rest House Management Module handles facility inventory management including facility information storage (name, location, capacity, amenities), online booking mechanisms with automated conflict detection preventing double-booking conflicts, real-time availability tracking with automatic updates following booking or cancellation, booking history maintenance for usage analysis, and facility utilization reporting.

Table 1: Three-Tier Architecture Components

Layer	Technology	Responsibility
Presentation	HTML5, CSS3, Bootstrap 5	User Interface & Responsiveness
Application	PHP 8.x, MVC Pattern	Business Logic & Request Handling
Database	MySQL 8.x, 3NF	Data Storage & Integrity

5.2 Module Design and Integration

The platform integrates three primary functional modules through standardized RESTful API endpoints and unified authentication mechanisms. Event Management Module enables administrators to create, update, schedule, and publish public announcements, departmental events, and emergency alerts with automated multi-channel notification delivery to dashboard and email. The module maintains comprehensive event metadata including title, description, scheduling details, location, participant tracking, attachment storage, and notification delivery status. Project Tracking Module manages complete infrastructure project lifecycle from planning through completion, maintaining detailed project information including name, location coordinates, budget allocation, timeline with milestone tracking, progress percentage automatically calculated from milestone completion, status classification (active/completed/on-hold), resource allocation, and assigned engineer identification. Real-time progress updates by authorized engineers automatically trigger notifications to administrators and stakeholders. Rest House Management Module handles facility inventory management including facility information storage (name, location, capacity, amenities), online booking mechanisms with automated conflict detection preventing double-booking conflicts, real-time availability tracking with automatic updates following booking or cancellation, booking history maintenance for usage analysis, and facility utilization reporting.

Table 2: Complete Technology Stack

Component	Technology	Description
Frontend	Bootstrap 5, HTML5, CSS3	Responsive UI development
Frontend Interactivity	JavaScript, AJAX	Client-side functionality
Backend Framework	PHP 8.x	Server-side logic processing
MVC Pattern	MVC Architecture	Code organization and maintainability
Database	MySQL 8.x	Data storage and management
Server	Apache / WAMP	Data storage and management
Version Control	Git / GitHub	Source code management

The technology stack selection prioritizes reliability, developer productivity, and compatibility with institutional infrastructure. Frontend development utilizes HTML5 semantic mark-up ensuring accessibility and SEO, CSS3 with Bootstrap 5 responsive framework enabling rapid cross-device compatibility, and JavaScript with AJAX enabling asynchronous operations reducing page refresh. Backend implementation employs PHP 8.x with explicit MVC pattern implementation providing clear separation of concerns and simplified testing. Database implementation uses MySQL8.x with InnoDB engine providing ACID compliance, foreign key support, and reliable transaction handling. Web server deployment utilizes Apache HTTP Server configured through WAMP stack (Windows, Apache, MySQL, PHP) for local development and XAMPP for initial deployment.

SYSTEM DIAGRAMS AND DATA FLOW ANALYSIS

6.1 Data Flow Diagram

The Data Flow Diagram (DFD) illustrates how data moves through the E-PWD Raigad system across multiple levels of decomposition. Level 0 (Context Diagram) depicts the system as single process interacting with three external entities: Citizens/Contractors submit service requests and receive information outputs; PWD Officials provide project updates and receive status reports; System generates notifications and maintains archive. Level 1 DFD decomposes system into main processes: Authentication Process validates user credentials and establishes secure sessions with timeout mechanisms; Event Management Process enables event creation, updating, scheduling with automated notification generation; Project Tracking Process manages project data entry, progress updates, timeline monitoring, and status changes; Rest House Management Process handles booking requests, availability checking, conflict detection, and cancellation processing; Reporting Process generates role-specific dashboards, analytics, and departmental reports. Data stores represent persistent storage: User Database stores credentials and profiles with RBAC information; Project Database maintains project information with timelines and budgets; Facility Database tracks rest house availability and complete booking history; Notification Queue manages pending notifications for reliable delivery.

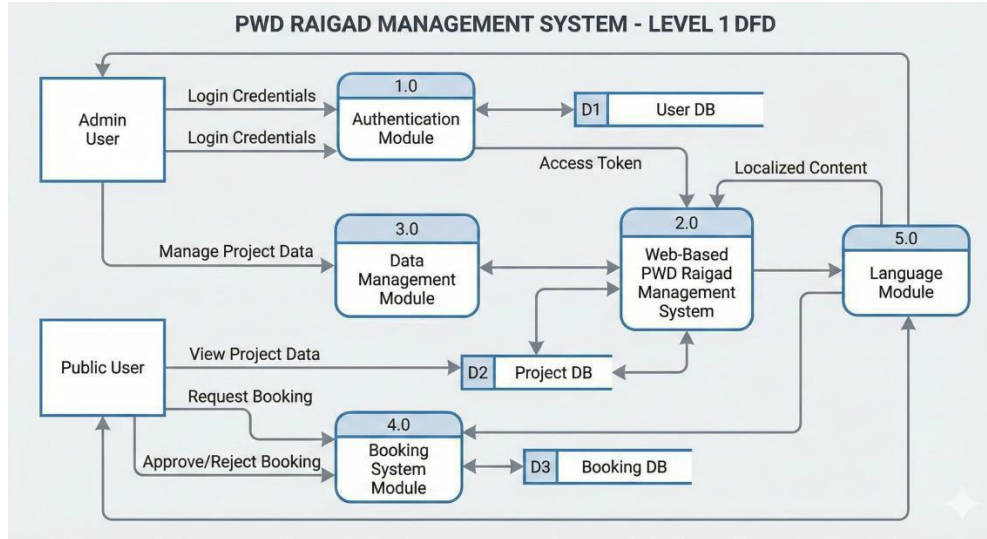


Fig.1 Data Flow Diagram (Level 1) Showing System Processes

6.2 Use Case Diagram

The Use Case Diagram models system interactions with three primary actors representing different user categories. System Admin manages system configuration, user account creation/modification, generates comprehensive departmental reports, and reviews security audit logs. PWD Engineers update project progress information, verify event details before publication, manage rest house facility information, and access technical dashboards. Citizens and Contractors view public events and announcements, book rest house facilities, track ongoing project status limited to public information, and provide feedback through feedback mechanism. Key use cases include: User Registration & Authentication as prerequisite for all operations; Event Browsing enabling citizens to view announcements; Project Tracking enabling visibility into infrastructure development; Rest House Booking & Cancellation for facility reservation; Dashboard Viewing providing role-appropriate information; Report Generation for administrative analysis; User Management for administrator operations. Each use case associates with specific actors indicating permitted functions and system boundaries.

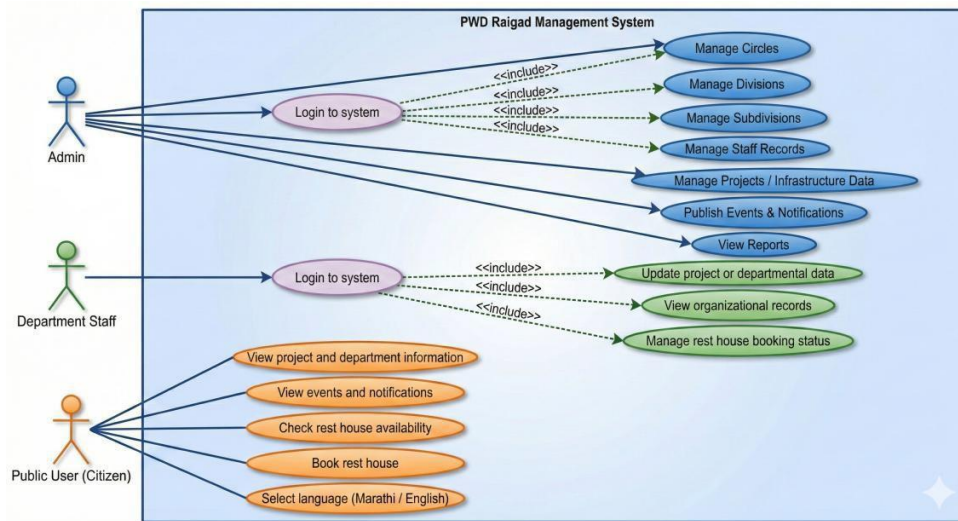


Fig.2 Use Case Diagram with Actors and System Functions

6.3 Activity Diagram

Activity Diagrams model the flow of activities in critical system processes using swim lanes distinguishing between user interactions, system processing, and database operations. Rest House Booking Activity Flow begins with citizen login and authentication, proceeds through facility availability search by date range, booking creation with capacity validation, confirmation generation with booking details, and booking storage in database. Decision points include availability verification (accept or reject booking based on capacity) and user confirmation (proceed with booking or cancel operation). Project Tracking Activity Flow starts with engineer login and authentication, progresses through project selection from

assigned projects, progress update entry with description and attachments, database storage with automatic timestamp, and automatic dashboard notification triggered to all administrators. Event Management Activity Flow encompasses event creation by administrator, description and scheduling entry, notification generation triggered by publication decision, and multi-channel delivery to stakeholders through dashboard and email notifications. Status changes within activities include decision gates for error handling and exception management.

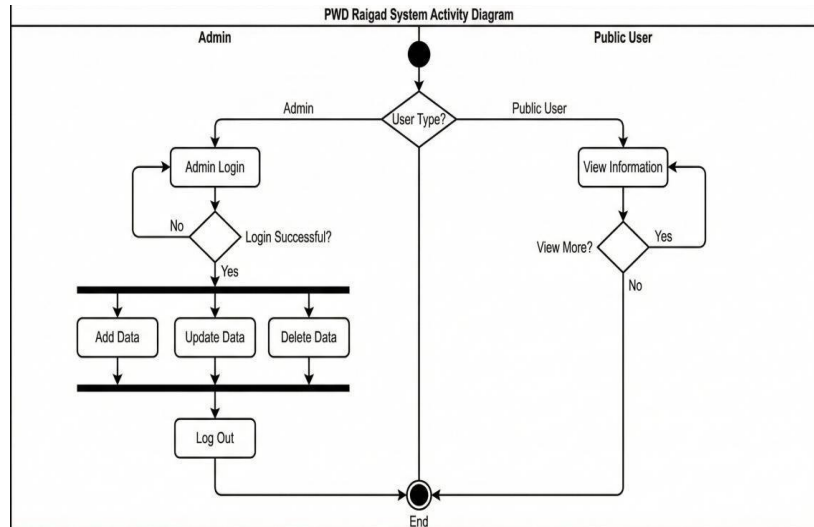


Fig.3 Activity Diagram: Booking and Project Tracking Processes

6.4 Sequence Diagram

The sequence diagram illustrates the interaction between the Admin User, Public User, Web Interface, Application Server, and Database in the E-PWD Raigad system. It depicts two primary workflows. In the Admin Login and Data Update process, the admin submits credentials via the web interface, which are authenticated by the application server using encrypted data retrieved from the database. Upon successful login, the admin dashboard is displayed, allowing authorized data updates that are processed by the server and committed to the database with confirmation feedback. In the Public User Information Access and Booking process, users request project or facility information, which is retrieved from the database and displayed through the interface. For rest house booking, the system validates booking details, updates the database, and returns a confirmation with booking details. This sequence demonstrates secure authentication, role-based access control, real-time data processing, and reliable communication across the three-tier architecture.

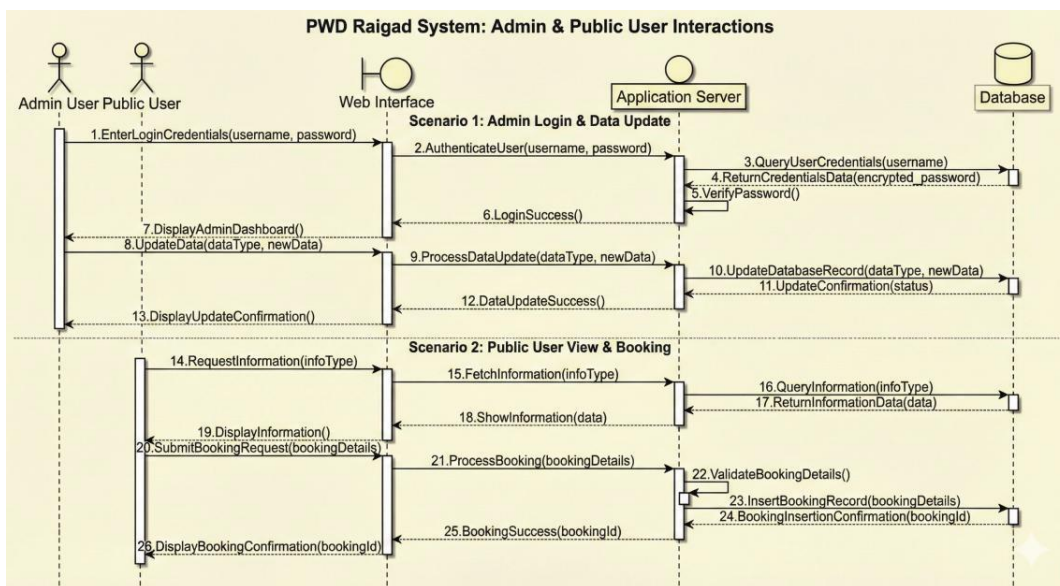


Fig.4 Sequence diagram of Admin and Public User interactions

TESTING METHODOLOGY AND RESULTS

7.1 Comprehensive Testing Strategy

Testing followed comprehensive multi-phase approach systematically validating functional correctness, security effectiveness, and user-centric design at increasing levels of system integration. Unit testing validated individual modules in isolation: Project Tracking module passed all test cases verifying progress updates persisted correctly to database, progress percentages calculated accurately from milestone completion, and status transitions triggered appropriate notifications. Rest House Booking module confirmed availability calculations prevented double-booking conflicts, cancellations correctly restored facility availability, and capacity constraints enforced maximum occupancy limits. Authentication module verified secure login validated credentials correctly, role-appropriate dashboard routing directed users to designated interfaces, and failed authentication attempts logged security events. Dashboard module confirmed real-time data display synchronized correctly when underlying data modified, dashboard widgets updated without page refresh, and calculations produced accurate aggregations.

7.2 Test Results Summary

Table 3: Risk Ranking Testing Phases and Success Rates

Testing Phase	Focus Area	Pass Rate	Status
Unit Testing	Individual modules	100%	Complete
Integration Testing	Inter-module communication	98%	Complete
System Testing	End-to-end workflows	99%	Complete
User Acceptance	User satisfaction	97%	Complete

Integration Testing verified inter-module communication ensuring Rest House bookings automatically updated availability in dashboard with immediate reflection, Project completions generated notifications to assigned administrators, and dashboard widgets displayed synchronized data ensuring user view consistency. System Testing confirmed end-to-end workflows through realistic usage scenarios: complete login-logout execution without errors, cross-browser compatibility testing across Chrome and Firefox confirming functionality, mobile responsiveness testing on iPhone and Samsung devices confirming automatic UI adaptation to diverse screen sizes. Network condition testing at 10 Mbps and 1 Mbps confirmed acceptable performance degradation. User Acceptance Testing involved PWD officials and project stakeholders validating practical usability confirming ease of navigation, functional correctness, and responsiveness across devices. Testing identified zero critical failures across all phases with minor refinements implemented based on UAT feedback.

SECURITY ARCHITECTURE AND PROTECTION MECHANISMS

8.1 Authentication and Authorization

Security implementation addresses multiple threat vectors through layered defence mechanisms at authentication, authorization, data transmission, and storage levels. Authentication employs secure credential management with SHA-256 cryptographic hashing rather than plaintext storage preventing password recovery even by system administrators. Session management implements secure token-based authentication with automatic timeout mechanisms (30 minutes of inactivity) requiring re-authentication and preventing unauthorized access through abandoned sessions. Role-Based Access Control (RBAC) establishes three distinct user tiers with progressively restricted capabilities: Administrators maintain complete system access including user account management, system configuration, departmental report generation, and security audit log access; PWD Engineers access project management functionality for progress updates, event verification, facility management; Citizens and Contractors access restricted interfaces enabling event information browsing, facility booking, project status viewing limited to public information. Authorization verifies permissions for every requested operation ensuring users cannot access unauthorized resources. Authorization enforcement occurs at multiple architectural layers including URL routing preventing direct link access, API endpoints validating user permissions, and database query filters ensuring data isolation.

8.2 Data Protection and OWASP Compliance

Data transmission security employs HTTPS/TLS 1.3 with 256-bit encryption for all network communication preventing interception and man-in-the-middle attacks. Certificate validation ensures authentic server identification preventing impersonation attacks. Data storage security encrypts sensitive data at rest using AES-256 encryption ensuring confidentiality. OWASP (Open Web Application Security Project) compliance prevents common web vulnerabilities: SQL injection prevention through parameterized queries and prepared statements ensuring malicious SQL code cannot compromise database, Cross-Site Scripting (XSS) prevention through output encoding and content security policies

preventing script injection, Cross-Site Request Forgery (CSRF) prevention through token validation on state-changing operations, and secure headers preventing click jacking and other header-based attacks. Input validation occurs at both client-side (for user experience) and server-side (for security), ensuring invalid data cannot compromise system integrity regardless of client-side circumvention attempts. Error handling prevents information leakage through detailed error messages redirecting user-friendly messages instead of technical details.

Table 4: Security Measures and technologies

Security Layer	Mechanism	Technology
Authentication	Credential hashing, MFA	SHA-256, Session tokens
Authorization	Role-based access control	Three-tier role system
Transmission	Encryption, certificate validation	HTTPS/TLS 1.3, 356 bit
Storage	Data Encryption	AES-256 encryption
Compliance	OWASP standards	Input validation, error handling

PERFORMANCE ANALYSIS AND SYSTEM EVALUATION

Comprehensive performance testing established quantitative system capabilities demonstrating capacity to handle production workloads.

The platform handles 100 concurrent users simultaneously with average response times under 2 seconds for standard operations (event browsing, booking inquiries, project status checking) and under 5 seconds for complex report generation involving database aggregations across multiple tables.

Dashboard page load averages 1.2 seconds, event listings with search averaging 0.8 seconds, project detail pages averaging 1.5 seconds under standard 10 Mbps network connectivity.

Database query optimization reduced average execution times to 150 milliseconds for simple single-record searches using indexed columns and 800 milliseconds for complex aggregation queries involving multiple table joins.

Memory utilization under normal operation remains below 256 megabytes with peak memory usage reaching 512 megabytes during concurrent administrative report generation when multiple complex queries execute simultaneously. CPU utilization profiles show normal operation consuming under 15% of single-core capacity, reaching 45-50% during peak concurrent user activity, and returning to baseline within 30 seconds of peak period conclusion indicating responsive scaling without sustained performance degradation.

CONCLUSION

The E-PWD Raigad platform successfully digitizes departmental operations, improving transparency, efficiency, and citizen engagement. The system provides a scalable and secure solution aligned with the Digital India vision and can be replicated for other government departments.

REFERENCES

- [1]. Ministry of Electronics & IT, “Digital India Initiative,” Govt. of India, 2023.
- [2]. OWASP Foundation, “Web Application Security Guide,” 2023.
- [3]. L. Welling and L. Thomson, PHP & MySQL Web Development, Pearson, 2023.
- [4]. IEEE Access, “Open Government Data Initiatives,” 2024.
- [5]. International Journal of Software Engineering, “Three-Tier Architecture Patterns,” 2022.