

# Level of Literacy Rate in Rohtak: An Inter-villages Analysis

Manisha<sup>1</sup>, Dr. Mallikarjun K S<sup>2</sup>

<sup>1</sup>PhD Research Scholar of Geography, Baba Mastnath University, Asthal Bohar, Rohtak – 124021  
(HR)

<sup>2</sup>Professor of Geography, Baba Mastnath University, Rohtak, Haryana

---

## ABSTRACT

This study examines the literacy levels across various villages in Rohtak, India, employing an inter-village comparative analysis. Literacy rates are crucial indicators of socio-economic development and educational infrastructure within a region. The research utilizes both quantitative and qualitative methodologies to assess literacy rates and their determinants across multiple villages in Rohtak. Data collection involves Primary surveys to gather comprehensive information on factors influencing literacy, such as access to education, socio-economic background, and governmental initiatives. Through, this study aims to identify variations in literacy rates among villages, discern underlying factors contributing to these differences, and propose strategies for improving literacy levels in underprivileged areas. The findings of this research contribute to a deeper understanding of literacy dynamics at the grassroots level, facilitating targeted interventions to enhance educational outcomes and foster inclusive development in Rohtak. The study reveals that Bhalot and Kahni 12 ½ villages have lower male literacy rates while Bhaini Chanderpal and Kakrana have the lowest female literacy rates.

**Keywords:** Literacy rate, Inter-village analysis, Socio-economic development

---

## INTRODUCTION

A person is considered literate if they can read and write in any language with understanding and are at least 7 years old, according to the Indian Census of 2011. A person does not need to have completed any formal education or meet any minimum educational requirements in order to be deemed literate. Those who are blind and can read Braille are regarded as literate (Census of India, 2011). The capacity to read and write comprehension-level text in any language is known as literacy. The best measure of an educational awakening that results in a basic ability for self-learning is literacy. Education is one of the most important needs in life. One of the obstacles to economic progress is illiteracy. Investment in education serves as a predictor of future national development.

Formal schooling is a reliable gauge of the educational attainment of a population. The most fundamental minimal measure of one's educational standing is one's level of reading. However, determining the degree of literacy in precise terms is quite challenging (Ghosh, 1985). Literacy is not only a key indication of population quality, but it is also a critical component in demographic and socioeconomic change (Ghosh, 2002). The capacity to identify, comprehend, interpret, produce, communicate, compute, and use written and printed information in a range of circumstances is known as literacy. A person who is literate is able to fulfil their potential, accomplish their goals, and actively engage in society. Literacy is a lifelong learning process. Both a crucial indicator of population health and a driving force for demographic and socioeconomic development, literacy (Jones, 2018). A continual, multifaceted measure of written language skill is called literacy. This essay examines a number of recent works on literacy and offers some insightful theoretical questions on consumer behaviour that are motivated by a sociocultural understanding of literacy. The connections between literacy and the following six distinct research programmes on consumer behaviour are emphasised in particular: the impact of the internet on consumer behaviour; responses to persuasion; affect and decision making; the meanings of products and brands; social marketing of health behaviours; and consumption, identity, and resistance. In an effort to stimulate more study, intriguing as well as unsettling topics regarding the influence of consumption on literacy are also brought up.

Literacy is defined as the capacity to read and write at least a simple message in any language in worldwide usage (Hassan, 2005). Literacy is one of the most important aspects of a regions or countries socio-economic growth. With life expectancy and per capita income, it is also one of the primary components of the Human Development Index

(HDI). Literacy and life expectancy have a significant empirical relationship (Khan, 2004). An externality that benefits nearby illiterates—that is, illiterate persons who have access to educated people—has been noted by a number of writers. While measurements of effective literacy are sensitive to this externality, the conventional literacy rate overlooks it (Lee, 2008). In order to help people reach their objectives, maximize their knowledge and potential, and engage fully in their local community and larger society, literacy entails a continuum of learning (UNESCO, 2004; 2017). The dubious distinction of having one of the highest percentages of adult illiteracy in the world belongs to India. In India, 73% of people are literate overall, according to the 2011 Census. However, dissecting the national average shows that, whereas women's literacy is 64.6%, men's is 80.9 percent.

This indicates that over 25% of the nation's population still lacks literacy. Furthermore, of that percentage, more than one-third of girls and almost one-fifth of males are illiterate. It is quite concerning that female literacy is growing at a slower rate than male literacy (Katiyar, 2016).

### **Study Area**

The state capital of New Delhi is around 70 kilometres distant from Rohtak, which is located in the northwest of Haryana. Other districts like Jhajjar, Sonapat, and Bhiwani surround it. Evidence from the Mahabharata period suggests that Rohtak has a rich historical heritage. Numerous dynasties, notably the Tughlaqs and the Mughals, have ruled the town. Archaeological sites in the region offer insights into its prehistoric past. The majority of Rohtak's workforce is employed in agriculture, which drives the city's economy. The area is well-known for its mustard, rice, wheat, and sugarcane farming. The region's economy has grown as a result of some industrial development in recent years. One of Haryana's major centres for education is Rohtak. Maharshi Dayanand University (MDU), one of the state's most renowned universities, is located there. Numerous undergraduate, graduate, and doctorate programmes are available at MDU. Additionally, the district is home to a number of institutions and schools that support the local population's educational needs. The Pandit Bhagwat Dayal Sharma Post Graduate Institute of Medical Sciences (PGIMS), a prominent medical institution and hospital, is one of the district's well-established medical facilities. In the area, PGIMS Rohtak is essential for the provision of medical education and healthcare services. Rail and road connections to Rohtak are excellent. The Delhi-Rohtak railway line and National Highway 9 (NH9) make it simple to access to other areas of Haryana and other states. A rich cultural legacy of traditional folk dance, music, and art forms can be found in Rohtak. The district enthusiastically celebrates a number of festivals, which serve as a visual display of the lively customs of the area.

### **Objectives**

- i. To assess the literacy rates across various villages in Rohtak.
- ii. To identify factors influencing literacy levels, such as access to education and socio-economic background.
- iii. To examine the role of educational infrastructure in shaping literacy outcomes.
- iv. To offer recommendations for policymakers and stakeholders to enhance educational outcomes and foster inclusive development in Rohtak district.

### **Databased and Methodology**

The present study has observed at the district of Rohtak's literacy rate. The basic data for this study came from a field survey the researcher conducted in the Rohtak area utilising a well-structured schedule to gather information on literate people. Data were gathered through the use of a random sampling technique. In the Rohtak district, 450 families from 15 villages and blocks have been surveyed. Stratified sampling was used to choose a sample of the homes based on the literacy rate of the respondents. The graphs and tabulation have been created in Microsoft Excel.

## **RESULTS AND DISCUSSION**

Out of all the people living in sample houses in the Rohtak district, 87.26 people are literate; men make up 91.19 percent of the literate population, while women make up 71.98 percent. The selected villages have three different overall literacy rates. Above 80% is when the high literacy rate is seen. The regions with the highest rates of literacy are Atil and Basana (89.08%), Bhaini Chanderpal (87.50%), Manjha (87.5%), Titoli, and Kakrann (85.19%). One of the key factors influencing literacy rates is access to schooling. High literacy rates are frequently found in nations where basic and secondary education of high quality is accessible to all citizens. This covers elements like the accessibility of educational materials, trained educators, and schools (Table 1).

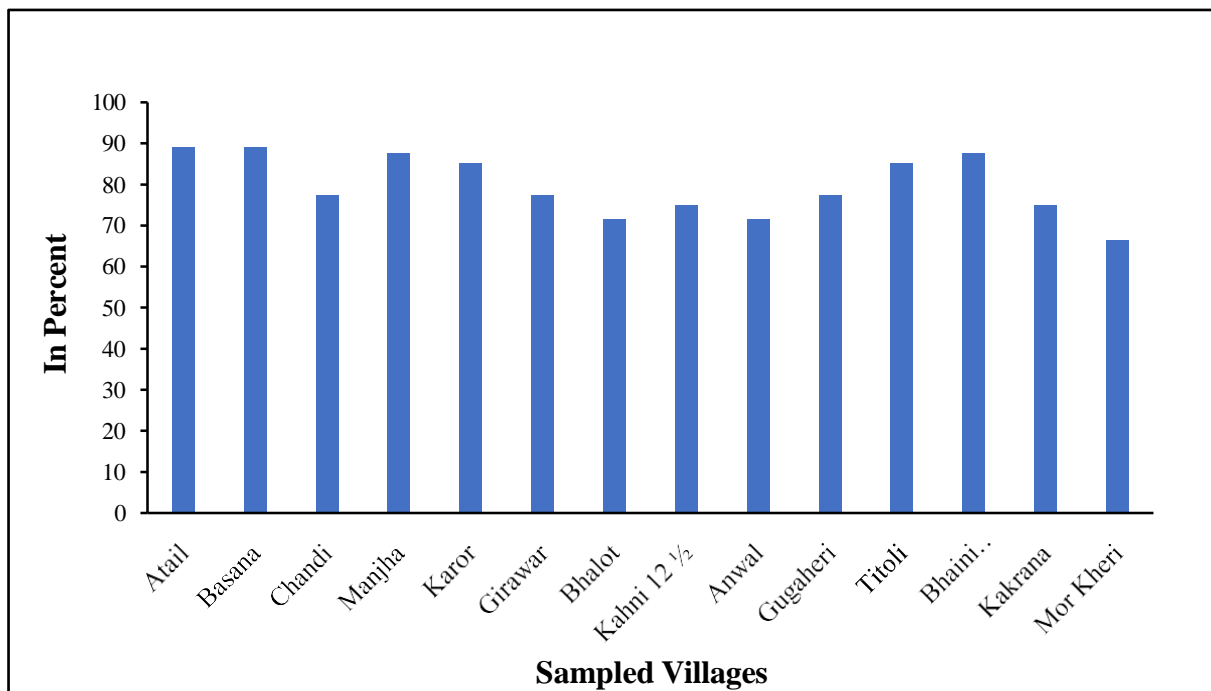
Government initiatives and funding for education are important. Higher literacy rates can result from nations that make significant financial commitments to education, such as allocating a sizeable percentage of their budget to support educational initiatives. The range of 75–80% represents the moderate literacy rate. The literacy rates of Chandī, Girawar, and Gugaheri are modest (77.31 per cent each). Achieving high literacy rates requires reducing gender gaps in schooling. Since they provide equal access to education for boys and girls, nations that support gender equality in education typically have higher literacy rates. Less than 75% of people have poor literacy rates. Kakrana and Kahni 12 ½ have the lowest rates of literacy (74.97% and 74.97%, respectively), followed by Anwal and Bhalot (71.43 per cent).

With 66.25 percent apiece, Mor Kheri and Chamaria have the lowest values. Table 1 is a summary of the literacy rates in different villages. The study area's average literacy rate is greater in the villages of Atail and Basana than it is in the Mor Kheri hamlet, which has the lowest literacy rate (66.25 percent). It is clear that social and economic variables have an influence on literacy in the developing countries. Low per capita income and small land holding sizes are also associated with low literacy rates (Fig. 1).

**Table 1: Literacy Rate among Sampled villages of Rohtak District, 2023.**

| Sr. No.                | Villages          | Total        | Male         | Female       |
|------------------------|-------------------|--------------|--------------|--------------|
| 1.                     | Kakrana           | 74.97        | 84.02        | 64.24        |
| 2.                     | Atail             | 89.08        | 94.10        | 78.25        |
| 3.                     | Chandi            | 77.31        | 86.21        | 73.42        |
| 4.                     | Anwal             | 71.43        | 81.43        | 66.35        |
| 5.                     | Titoli            | 85.19        | 89.25        | 65.25        |
| 6.                     | Mor Kheri         | 66.25        | 76.25        | 53.24        |
| 7.                     | Bhaini Chanderpal | 87.50        | 89.28        | 64.27        |
| 8.                     | Kahni 12 ½        | 74.97        | 81.24        | 68.26        |
| 9.                     | Basana            | 89.08        | 92.12        | 78.21        |
| 10.                    | Girawar           | 77.31        | 85.66        | 72.11        |
| 11.                    | Karor             | 85.19        | 89.76        | 72.56        |
| 12.                    | Chamaria          | 66.25        | 52.24        | 48.46        |
| 13.                    | Manjha            | 87.50        | 92.64        | 73.34        |
| 14.                    | Gugaheri          | 77.31        | 88.61        | 66.26        |
| 15.                    | Bhalot            | 71.43        | 83.42        | 68.38        |
| <b>Rohtak District</b> |                   | <b>78.72</b> | <b>84.42</b> | <b>67.51</b> |

Source: Field Survey, 2023

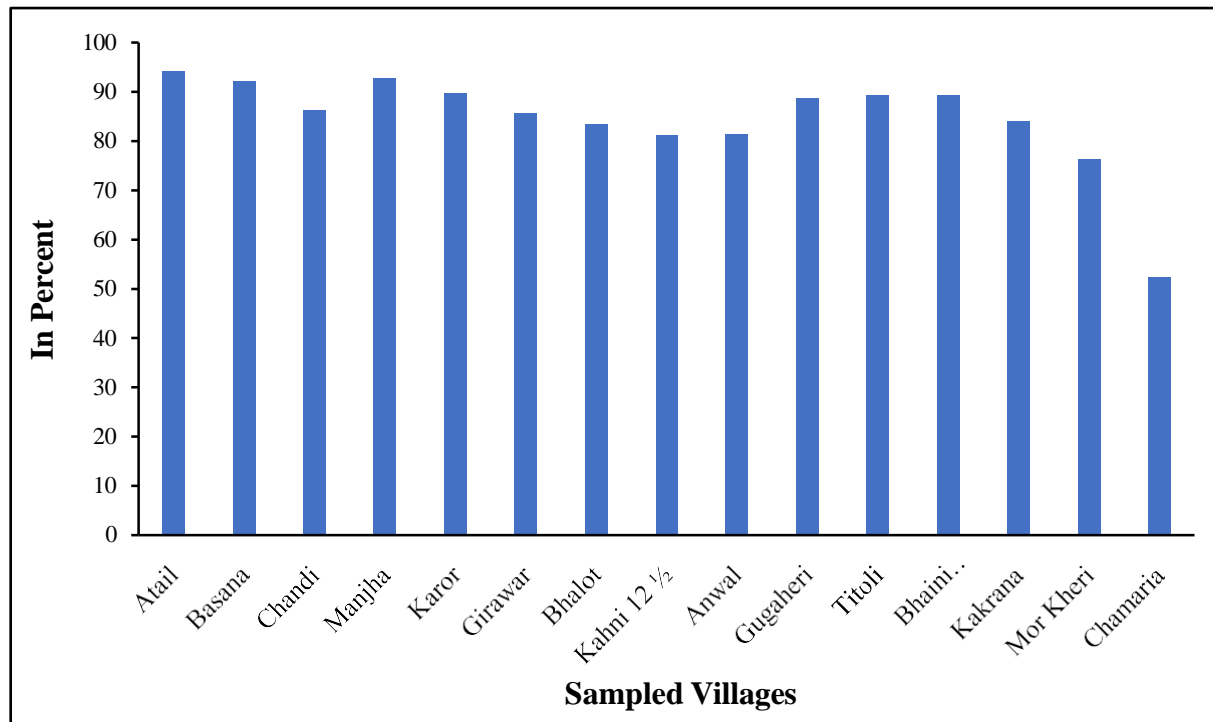


Source: Based on table 1

**Figure 1: Literacy Rate among Sampled villages of Rohtak District, 2023.**

### Male Literacy Rate among Sampled Villages

The literacy rate for men is higher than the literacy rate for women in the Rohtak district. In the restricted village, male literacy comes in three flavours. A parent's educational background and amount of participation in their child's schooling can have a big influence. Children's literacy development is typically positively impacted by literate parents who actively encourage their kids' learning. The percentage of highly literate men is more than 90%. Atil has the highest percentage of male literacy (94.10%), followed by Manjha (92.64%) and Basana (92.12 per cent). The way society views education has a big influence on how many people read. Higher literacy rates are typically seen in cultures that place a strong priority on education. On the other hand, communities that discourage education, especially in villages belonging to a certain demography, could have lower rates of literacy (Fig. 2).



Source: Based on table 1

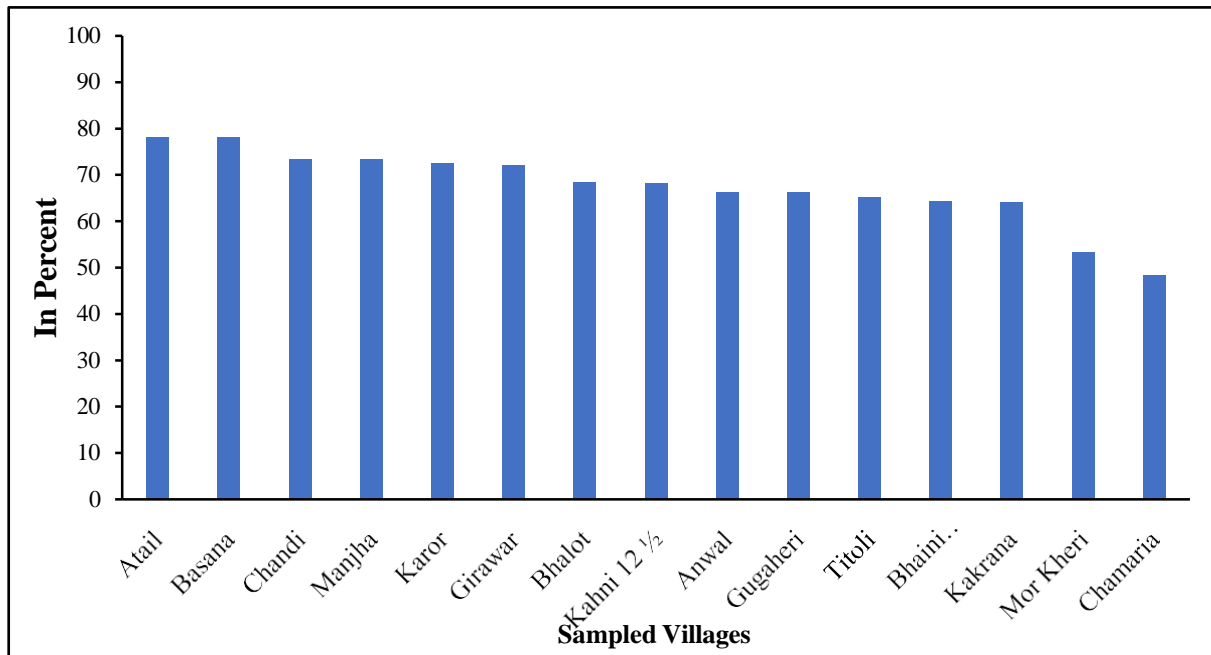
**Figure 2: Male Literacy Rate among Sampled villages of Rohtak District, 2023**

Titoli village and Bhaini Chanderpall had success in this category. One potential influencer is the language used in classroom education. Acquiring literacy might be aided by speaking a language that the community understands and uses often. The percentages are 86.21 percent in Chandhi village and 88.61 percent in Gugaheri village. The village of Girawar has 85.66%. A parent's educational background and amount of participation in their child's schooling can have a big influence. Children's literacy development is typically positively impacted by literate parents who actively encourage their kids' learning.

Less than 85.00 percent of men have poor levels of literacy. Among scheduled villages, Kakrana and Bhalot had 84.02 percent and 83.42 percent, respectively. Notably, the male literacy rate in the Rohtak district is 81.43 percent, whereas it is 81.43 percent in the Anwal and Kahni 12 1/2 villages. The male literacy rates in the villages of Mor Kheri (76.25%) and Chamaia (52.24%) are lower than the average male literacy rate in the study region. For children's cognitive growth to flourish, they must eat a healthy diet. By ensuring that youngsters are better equipped for learning, nations that place a high priority on healthcare and nutrition programmes, particularly for children, can tangentially contribute to greater literacy rates (Fig. 2).

### Female Literacy Rate among Sample Villages

The male literacy rate in the study area is higher than the female literacy rate. In the restricted village, male literacy comes in three flavours. One of the key factors influencing literacy rates is access to schooling. High literacy rates are frequently found in nations where basic and secondary education of high quality is accessible to all citizens. This covers elements like the accessibility of educational materials, trained educators, and schools. The percentage of highly literate women is greater than 70%. There has been an increase in the percentage of Atil (78.25%), followed by Basana (78.21%), Chandhi and Manjha villages (73.42 and 73.34 percent, respectively). It is interesting to note that the literacy rates in the Rohtak district are 72.56% in Girawar village and 72.56% in Karor village.



Source: Based on table 1

**Figure 3: Female Literacy Rate among Sampled villages of Rohtak District, 2023**

The villages of Bhalot (68.38 percent) and Kahni 12 ½ (68.26 percent) have lower literacy rates than the average male literacy rate in the study region. These are followed by Anwal (66.35 percent), Gugaheri (66.26 percent), and Titoli (65.25 per cent). Poverty is one of the primary reasons behind poor literacy rates. It may be difficult for low-income families to afford school materials like textbooks and uniforms. Children from low-income families might have to labour to support their family rather than attend school. In comparison to the average literacy rate of the study region, the lowest rates of female literacy are found in the villages of Bhaini Chanderpall (64.27 percent) and Kakrana (64.24 percent). Gugaheri and Mori Kheri (53.24 percent) are the next in line (48.46 per cent). Schools in areas impacted by political unrest and violence are frequently disrupted. Families may be uprooted, schools may sustain damage or shut, and as a result, education will be stopped and literacy rates may decline. It can be difficult to teach children in languages that are not commonly spoken or understood in societies with different linguistic and cultural backgrounds, which makes it harder for them to learn to read and write.

### CONCLUSION

Rohtak district has 87.26 literate people, with 91.19% men and 71.98% women. High literacy rates are found in three villages, with government initiatives and funding crucial. Gender gaps in education are also reduced. Kakrana and Kahni 12 ½ have the lowest rates. Social and economic factors influence literacy rates in developing countries. In Rohtak district, men have a higher literacy rate than women, with three types influenced by parental education and involvement. Highly literate men have over 90%, with Atail having the highest percentage (94.10%). Society's perception of education impacts literacy rates, with higher rates seen in cultures prioritizing education. Titoli village and Bhaini Chanderpall achieved success in literacy development, with language use in classrooms being a significant influence. Parental involvement and educational background positively impact children's literacy development, with literate parents actively encouraging learning. Less than 85% of men in scheduled villages have poor literacy rates, with rates in Rohtak district at 81.43 percent. Mor Kheri and Chamaia villages have lower rates. A healthy diet is crucial for cognitive growth, and prioritizing healthcare and nutrition programs can contribute to higher literacy rates. The study reveals a higher male literacy rate in the study area, influenced by access to schooling and quality education. The percentage of highly literate women is over 70%, with an increase in Atail (78.25%), Basana (78.21%), Chandhi (73.42), and Manjha villages. Literacy rates in Rohtak district are 72.56% in Girawar and Karor villages.

### REFERENCES

- [1]. Ghosh, B. N. (1985). *Fundamentals of Population Geography*. sterling publishers.
- [2]. Hassan, M. I. (2005). *Population Geography: A Systematic Exposition*. Taylor & Francis.
- [3]. Jones, P. W. (2018). *International policies for Third World education: UNESCO, literacy and development*. Routledge.
- [4]. Katiyar, S. P. (2016). Gender disparity in literacy in India. *Social Change*, 46(1), 46-69.
- [5]. Khan, M. Z. A., & Agarwal, S. K. (2004). *Environmental geography*. APH Publishing.



- [6]. Lee, T. (2008). Benchmarking the effective literacy rate. *Mathematical Social Sciences*, 56(2), 233-239.
- [7]. Montoya, S. (2018, October). Defining literacy. In *GAML Fifth meeting* (pp. 17-18).
- [8]. Wallendorf, M. (2001). Literally literacy. *Journal of Consumer Research*, 27(4), 505-511.