

Declining Sex Ratio in Haryana since 1981: Reasons, Impact and Solutions

Vinod Kumar¹, Rakesh Kumar² and Kuldeep Sharma³

¹M.Phil. Scholar and UGC NET, Department of Geography, Maharishi Dayanand University, Rohtak

²M.Sc. Geography and UGC NET/JRF, Kurukshetra University Kurukshetra

³M.Sc. Geography, Kurukshetra University Kurukshetra

Abstract: Sex ratio is an important social indicator to measure the extent of the prevailing equity between males and females in a society at a given point of time. According to times changes in sex ratio largely reflect the underlying socio-economic and cultural patterns of a society in different way. Haryana is amongst the most affected states regarding declining and imbalance of child sex ratio. Therefore, this state is the main focus area of this study. Though there are the many reasons behind decline in the child sex ratio, but the most significance is the son preference over daughter in Haryana. There is a continuous decline in the sex ratio of Haryana from 1981 to 2011, due to many reasons. But census 2011 shows a marginal increase in the sex ratio of Haryana, which improve from 861 in 2001 to 877 in 2011. The present paper aims to study the trends and pattern of child sex ratio in Haryana and to examine the causes, consequences and will discuss the initiatives taken by government to improve its sex-ratio in the state. So, the main emphasis of this research study is to delineate the past and present situations of the declining sex-ratio in Haryana. GIS arc is used for preparing the maps for showing the results.

Keywords: Causes, Consequence, Solution, Sex ratio.

Introduction

In India many states evidences shows that there has no social respect for its women. In Haryana various social, economic and demographic indicators provide evidences of gender bias (decline sex ratio) and inequality against women. Many studies in Haryana shows that female ratio in total population had always remained unfavorable. The 1981-2011 census of India shows imbalance in sex-ratio. Increase sex-ratio in last census (2011) in India. In mostly state of India the trends of son preferences is increasing day by day. Although according to census of India 2011 a little bit improvement shown in Haryana sex ratio over the last census but more strong efforts are necessary for the uplifting of the women ratio in Haryana. (Kamal and Ashish 2014).

Study Area

The present study covered Haryana state. Haryana is a landlocked state in northern India. It is bounded on the north-west by the state of Punjab and the Union Territory of Chandigarh, on the north and north-east by the states of Himachal Pradesh and Uttarakhand, on the east by the state of Uttar Pradesh and the Union Territory of Delhi, and on the south and south-west by the state of Rajasthan. It is located between 27° 37' to 30° 53' N latitude and between 74° 28' and 77° 36' E longitude (Figure 1). The total geographical area of Haryana is 44,212 square kilometer. Haryana is a small state with 2.53 Lakh (Census of India 2011) populations. For administrative purposes, the state has been divided.

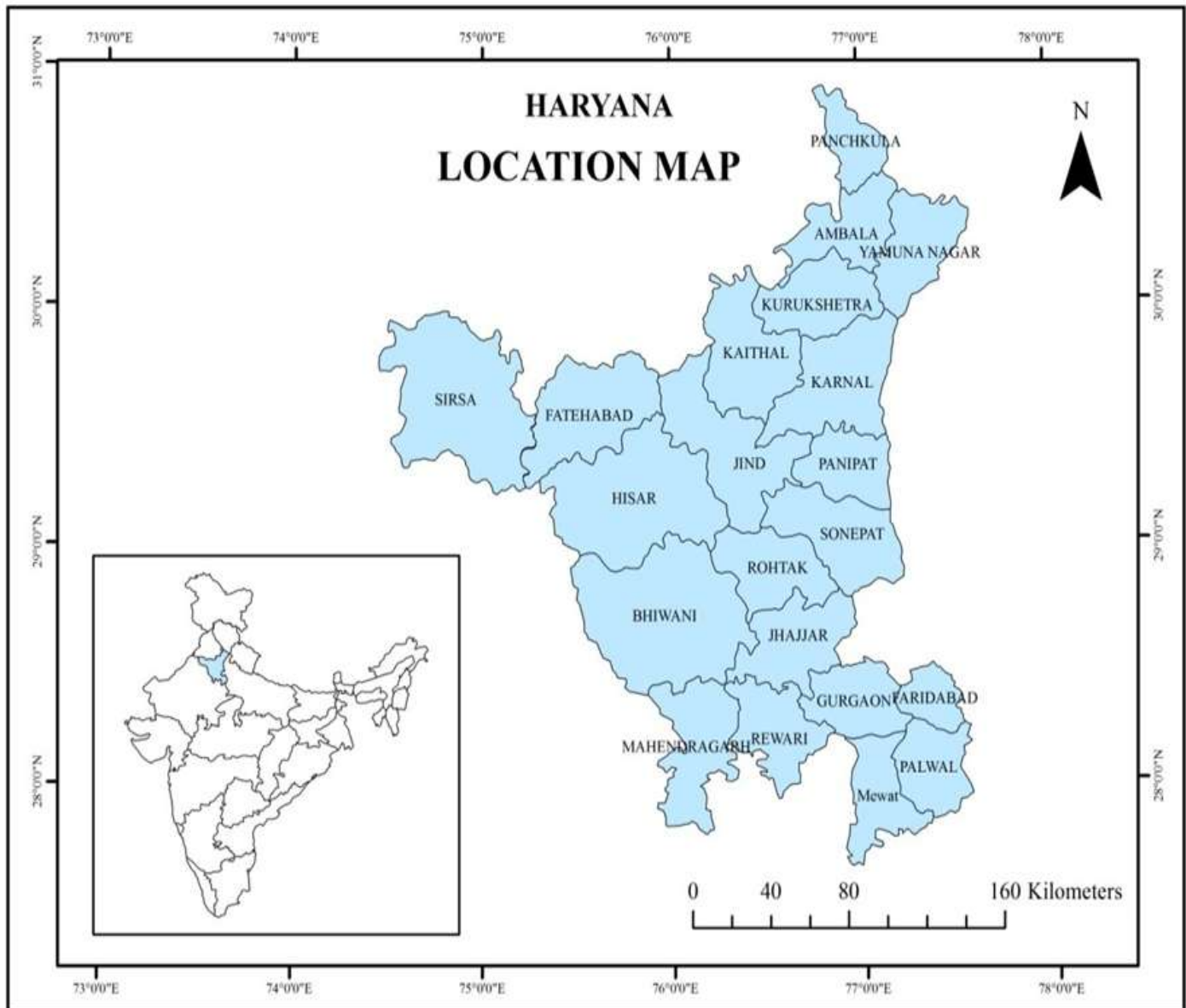


Figure: 1

Review of Literature

According to Chakrabarthy and Chaudhuri (2011) Women's education was found to be the most significant factor in reducing son preference. Hence, female literacy becomes a credible explanatory factor for sex ratio. Krishnan and Chandana (1973) explained sex-ratio at district level in Haryana's population and observed the deficiency of females which attributable to low ratio at the time of birth and higher rate of mortality. There was different in urban and rural sex ratio, according to state sex-ratio is lower than the nation. Gosal (2001) examined the sex composition of India's population at district level. He found that India as a whole has relatively large deficiency of females as against the male and there are intra-state and intra-district variation in sex-ratio which are caused by complex combination of social, economic and demographic factor. Another issues in his study emerged that the negative changes in sex-ratio in the 0-6 year age group, which were alarming and have serious implication for the future of the country and its regions.

Objective of the Study

The purpose study will be carried with the following objective:

- To find out geographical pattern of declining sex ratio.
- To find out Causes, Consequences and Solutions of the Declining Sex Ratio

Data Source and Methodology

The present study shows the causes, consequences and solutions of the sex relation Haryana. The data of four decade 1981, 1991, 2001, 2011, for general sex ratio is considered for this analysis and had taken from the census of India. Data were arranged, processed and then presented in table after the calculations. Map will be used to show the special pattern of sex ratio. Maps were prepared by the use of GIS ARC software.

Trends of Sex-Ratio

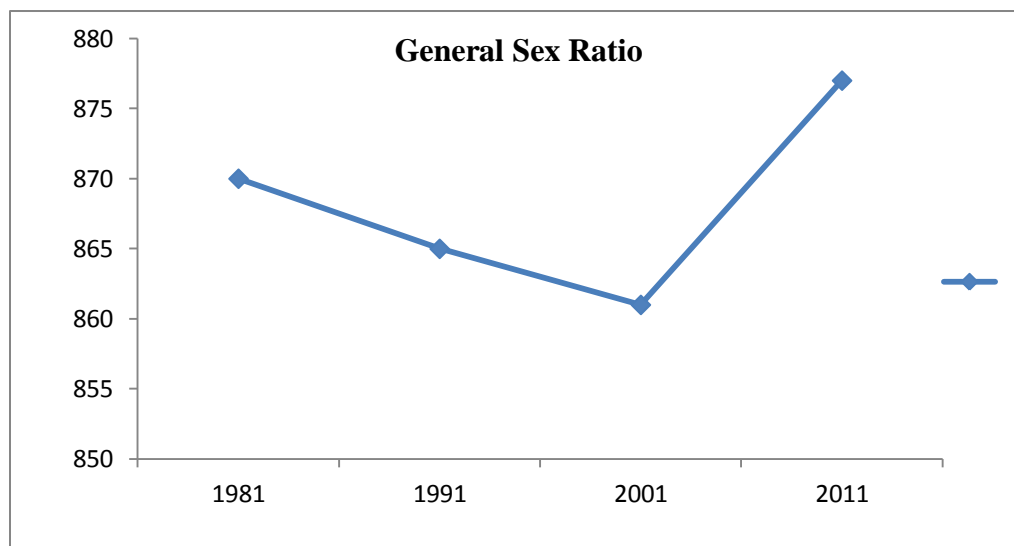
The sex ratio has been on a continuous decline with certain ups and downs since the information of Haryana. The study of trends in sex ratio wills the chance in over a period of time.

Table: 1 General Sex-Ratio in Haryana

Year	General Sex Ratio	Change in General Sex Ratio
1981	870	NA
1991	865	-5
2001	861	-4
2011	877	+16

Source:-Census of India, Haryana Various Issues

Trends in General Sex Ratio in Haryana



Source:-Census of India, Haryana Various Issues

Figure: - 2

Table 1 and figure 2 show the trend in general sex ratio. The increase in the general sex ratio is during the last decade.

It is shown in the (Table 1 and Figure 2) that the sex-ratio of Haryana was in decreasing order since 1981 to 2001. In 1981 the sex-ratio of Haryana was 870. It means there were 870 females per 1000 males in the Indian state of Haryana. This

figure decreased in 1991 to 865 female per 1000 males. There was a decrease of 5 females in between 1981 to 1991. But the situation became worse in 2001 when the sex-ratio was again decreased from 865 in 1991 to 861 in 2001. There was a decrease in the sex-ratio in Haryana since 1981 to 2001. But in the last decade the numbers of females in Haryana increased in respect to the previous decades. The sex-ratio in 2011 was 877 which are quite better than the previous year's sex-ratio of the state. There is an increase of 16 females in 2001 to 2011.

Geographical Pattern of Sex-Ratio In 1981-2011

Following map 2 shows that geographical pattern of sex-ratio in Haryana. It shows clearly that decline and increase of sex-ratio is four decades 1981 to 2011.

Table: 2 Haryana: District-Wise Sex Ratio in Year (1981-2011)

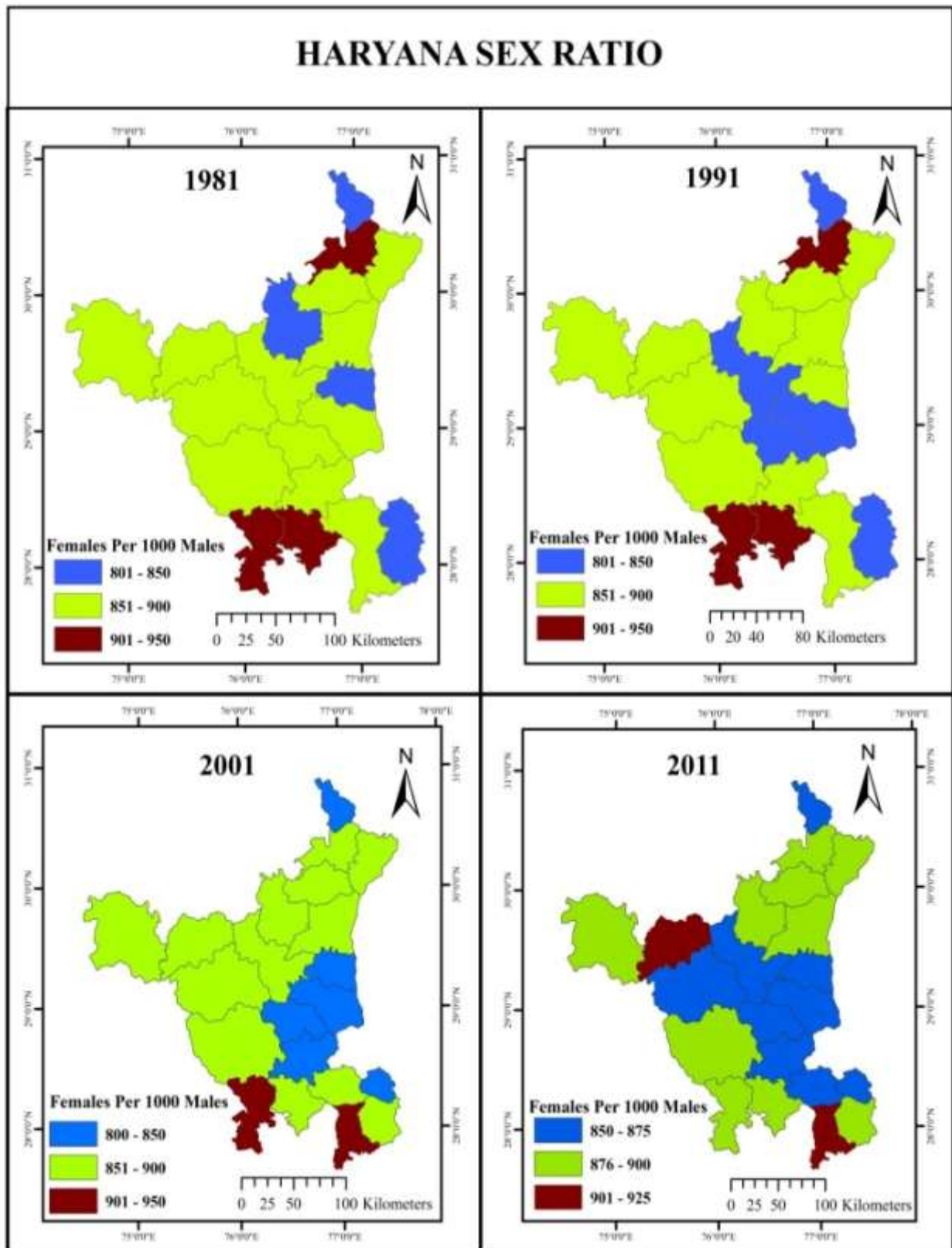
State / District	1981	1991	2001	2011
Haryana	870	865	861	877
Panchkhula	833	839	823	870
Ambala	902	903	868	882
Yamunanagar	855	883	862	877
Kurukshetra	872	879	866	889
Kaithal	848	853	853	880
Karnal	856	864	865	886
Panipat	849	852	829	861
Sonipat	866	840	839	853
Jind	857	838	852	870
Fathehabad	881	877	884	903
Sirsa	877	885	882	896
Hisar	859	853	851	871
Bhiwani	897	878	879	884
Rohtak	869	849	847	868
Jhajjar	891	861	847	861
Mahendergarh	939	910	918	894
Rewari	926	927	899	898
Gurgaon	880	871	873	853
Mewat	NA	NA	906	906
Faridabad	811	828	839	871
Palwal	NA	NA	879	879

Source: National Commission for Women

The general sex-ratio of Haryana in 1981 was 870 and the maximum sex-ratio was recorded in Mahendragarh, which are 939 and the minimum sex-ratio was recorded in Faridabad district which are 811. But the whole scenario chanced in 1991 the general sex-ratio of Haryana decrease 5 per cent then sex-ratio was 865. During this period the minimum was in Faridabad was 828 and the maximum sex-ratio was in Faridabad was 910.

During the senses 2001 the sex-ratio of Haryana again decreases by 4 per cent. In 2001 it was 861 in the minimum sex-ratio was recorded in Panchkula district and maximum sex-ratio and again the top district was Mahendragarh. During the 2011 census the sex-ratio of Haryana is 877 and the maximum sex-ratio was recorded in newly formed district Mewat in 906 and the minimum sex-ratio is recorded in Gurgaon district.

The inferences that can be drawn from this analysis is that, the area of the highest sex-ratio fluctuates with passage of time (Table-2). The maps show the spatial geographical pattern of sex-ratio in different district of Haryana by using temporal approach.



Source: National Commission for Women
Figure 3

Causes of Decline Sex-Ratio of Haryana

There are many causes of have been increasing from a decade in many states of India. Advanced medical technologies, increasing number of crimes against women, problem of security of women, financial burden on parents of daughters are some of reason responsible for female's decline of sex-ratio. Some causes of decline sex-ratio of Haryana following are:

- **Dowry system:-** as Haryana is economically stronger than other states, per capita income of the people is more so there are more demands of dowry.
- **Crime against females:-** In Haryana crime cases against females are more and administration is not able to put control on such incidences in last five year.
- **Lake of political will:-** The state of local governments had lack of will to take serious steps to control females foeticide, only after reaching at alarming state, government has now taking serious steps.
- **Small family norms:-** For the sake of small families also parents do not want to more daughters, abortion of female foetus preferred.
- **Problem of security of girls:-** As girls are more prone to crimes, problem security of girls is also a main problem of parents.
- **Traditional thought:-** Females only causes burden on parents may it be financial, social, emotional and mental.
- **Son preference:-** In Haryana a preference for son so strong that it is manifested as limited the birth and survival of girls. And the birth of a son is always an occasion for celebration, girls are a burden, a liability.
- **Abortion-related practices:-** Most of the women opt for sex selective abortion in private clinics or nursing homes. Some go to government hospitals.

Consequences of Decline Sex-Ratio

The increases sex ratio is a big problem in Indian society. And due to the increases tendency of sex-ratio many social problems prevailing in to the Indian social structure like import of girls in other states, high value of crime rate, decreases dignity of women in society , patriarchy system became so strong, less political participation, political awareness will lose, and no proper recognition in family affairs.

- **Import of girls in other states:-** The negative impact of marriage distance on women's status and autonomy. Women coming from other states are unable to relate with people around them. At time they are even boycotted from making their appearance in social function like marriage or sangeet ceremony in villages due to the language problems, communication barriers and cultural differences. Due to rigid attitude of rural people, they face problem in cultural mixing.

They are not allowed to visit there native place due to paucity of funds at times or due to the fear factor that they might not come back to their respective husbands. Their right to expression is also violated as they fail to express themselves at their in-laws' place due to communication problem.

Many a times these women are abused by the males of the village when they are socially not accepted in the community.

In few cases it is the children who also suffers in term of their cognitive development because they speak in their mother tongue and finds themselves unable to mix up with other local children of their age.

- **Crime against of women** The semantic meaning of crime against women is direct or indirect physical or mental cruelty to women crimes which are Sexual violence, honour killing, early marriage, female foeticide and etc. Data have collect crime against women in Haryana from 2000 to 2011. Out of the total 3370 incidents of crime against women have been occurred in 2000 and it increased to 6622 in 2010 and finally it decreased to 4500 in 2011.

Table 2 reveals the incidents of crime against women in Haryana along with type of crime from 2000 to 2011.the average incidents of murder, rape, dowry death, kidnapping/abduction, molestation, abetment to commit suicide, cruelty to women, eve teasing, chain snatching, dowry prohibition act, immoral trafficking act and total crime against women have 164, 27, 489, 260, 424, 395, 97, 1810, 669, 348, 5 and 54 respectively from 2000 to 2011.

Table: 3 Composition of Crime against Women in Haryana (In Number)

Types of Crime	Murder	Culpable Homicide	Rape	Dowry Death	Kidnapping/Abduction	Molestation	Abetment to Commit Suicide
2000	135	40	386	257	295	443	79
2001	141	35	393	272	308	437	75
2002	137	25	376	269	279	407	79
2003	133	19	366	223	258	340	68
2004	142	25	397	229	281	351	76
2005	139	19	457	223	355	368	92
2006	165	33	578	266	351	364	71
2007	185	32	477	291	540	386	115
2008	188	44	618	322	544	403	120
2009	173	33	584	310	667	423	130
2010	259	12	737	282	699	496	167
2011	179	6	499	171	507	320	91

Source: National Crime Record Bureau (NCRB), Various Issues, 2011

Types of Crime	Cruelty to Women	Eve Teasing	Chain Snatching	Dowry Prohibition Act	Immoral Trafficking Act	Total
2000	1068	472	184	1	10	3370
2001	1373	591	189	0	19	3833
2002	1415	1427	155	2	31	4602
2003	1482	1136	140	2	52	4219
2004	1855	827	206	3	57	4449
2005	1847	530	271	5	67	4373
2006	1978	459	302	5	82	4654
2007	2077	437	397	11	86	5034
2008	2174	549	413	8	75	5458
2009	2337	536	505	4	78	5780
2010	2477	674	750	12	57	6622
2011	1636	385	666	6	39	4500

Source: National Crime Record Bureau (NCRB), Various Issues, 2011

- **Patriarchy system became so strong:** - Men are considered to be the head of household, bread-winners, owners and manager of property, and active in politics, religion, business and the profession. On the other hand women expected and trained to bear and look after children, to nurse the infirm and old, do all household work, and so on. If sex ratio is decline then the patriarchy system became so strong because the less representation of girls in homilies affects the social of women in society.
- **No proper recognition in family affairs:** - If sex-ratio is decline then many problem are create. Women coming from other states are unable to relate with people around them. Social level of women in society is effects are in social function like marriage or sangeet ceremony in village due to the language problem, communication problem barriers and cultural differences. So no proper recognition in family affairs.

Solution of Decline Sex-Ratio

There are many solutions of related to decline sex-ratio and solutions following are:

- In the school no gender discrimination should be followed.
- The anti-dowry act should be strictly implemented.
- Motivation and assistance should be given to collective marriage system.
- Society must break the vicious circle of poverty and female illiteracy.

- Strict implementation of law in case honour killing must be followed everywhere.
- Free and compulsory education for the female's child.
- Finally mentality of human being should be changes.

Result and Conclusion

Sex-ratio is an important component of the Demography. This is one of the major problem as well as. The decline sex-ratio in our country is a problem since the ancient times and at present times it is prevailing in the every society. Almost everyone wants a boy child rather than a girl child. This lead to abortion of the girl child during pregnancy and this cause, imbalance in the sex-ratio. Haryana is amongst the most affected states regarding declining and imbalance of child sex ratio. There is a continuous decline in the sex ratio of Haryana from 1981 to 2001, due to many reasons. But census 2011 shows a marginal increase in the sex ratio of Haryana, which improve from 861 in 2001 to 877 in 2011. The causes of declining sex ratio was found that dowry system crime against females, lake of political will, small family norms, problem of security of girls traditional thought, son preference, abortion-related practices etc. After that we were also observed that there were many consequences of decline Sex-Ratio such as import of girls in other states, crime against of women, patriarchy system became so strong, no proper recognition in family affairs were most consequences. If sex ratio is decline then the patriarchy system became so strong because the less representation of grails in homilies effects the social of women in society. In this study we were given many solution of decline sex-ratio.

References

- [1]. Ahlawat, B. & Kumar, P. 2013. Crime Against Women in Haryana: An Empirical Study. GARJPGDS, 2(1), PP 1-7.
- [2]. Kamal. & Kumar, A. 2014. Declining in Child Sex Ratio: Challenges, Causes and Emerging Issues in Haryana. International Journal on Arts, Management and Humanities. 3(1), pp. 44-48.
- [3]. Kumar, A. 2008. A Socio-cultural Study of the Decline and Haryana. National Institute of Public Cooperation and Child Development, New Delhi-110016.
- [4]. Kumar, J. & Devi, S. 2013. Sex-Ratio of Haryana: A Geographical Analysis. Global Research Analysis, 2 (12), pp. 1-3.
- [5]. Kumar, S. & Sandeep. 2013. Crime Against Women in Haryana a Geographical Analysis (2001-2012). RIJS, 2(12), pp.1-7.
- [6]. Meenu. 2014. Female Foeticide: Why Haryana Has Lower Sex Ratio. Weekly Science. 2(13), pp 1-3.
- [7]. Mishra, M. 2011. Social Concusses Decline Sex Ratio. The Indian Economic General. 59, (2) pp 152-162.
- [8]. Sangwan, S. Singh, B. Mahima. & Sangwan, S. 2014. Spatial Pattern of Skewed Child Sex Ratio in Rural Haryana. AIJRHASS, 14-203, pp. 1-6.
- [9]. Seema. 2013. A Geographical Study of Crimes against Women in Haryana- A Case Study of Bahadurgarh District. IJSER, 1(3), pp. 1-5.